




- ✓ Flexible Easy-press Buttons™ to eject full troches.
- ✓ Large label surface on cover.
- ✓ No need for extra sleeve covers.
- ✓ Dispense directly to patient with disposable mold design.
- ✓ Heat resistant tray means less warping when filling or removing excess base with heat gun.
- ✓ Packaging is certified to US16 CFR 1700.20 and ISO 8317 as child resistant.



**Easy-Press
Button™**



Vibrant orange Troche-CLICK™ tray is exclusive to our child resistant packaging.

Filling Instructions



STEP 1:
Squeeze side of box where it's marked push. Gently slide insert tray out.



STEP 2:
Place the Troche-CLICK™ tray on a clean, level surface. Fill the Troche-CLICK™ with mixture.
Filling techniques may include: pouring directly from a glassbeaker, transferring mixture using a syringe or transfer pipette.



STEP 3:
Remove excess troche material by scraping over the top of the troche lozenges with a clean spatula.
The PEG base shrinks during cooling. Add additional material to the individual cavities, if required.



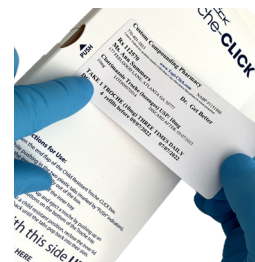
STEP 4:
After the troche material has set, a heat gun can be used to remelt the top of the troche material to provide a polished appearance to the troches.



STEP 5:
Troche lozenges can be removed and then replaced to conduct quality checks.



STEP 6:
Place troche tray into insert tray. Fold flap to engage child resistant mechanism, then slide troche tray and insert tray into the box.



STEP 7:
Label can now be applied to the child resistant packaging.

TECHNICAL SPECIFICATIONS: Topi-CLICK® Troche-CLICK™

Dispenser Volume: Up to 30 individual 1.0g (PEG 1450) troche lozenges.
Delivery Volume: 1.0g (PEG 1450) per troche (Each troche can be divided into halves or quarters).
Doses Provided: Device holds thirty 1.0g (PEG1450) doses.

Scan for instructions



TrocheCLICK_Filling_080122

TO ORDER:

info.TopiCLICK@teamtech.com


| 877-870-8448

| www.Topi-CLICK.com



- ✓ Flexible Easy-press Buttons™ to eject full troches.
- ✓ CLICK locking mechanism eliminates accidental opening.
- ✓ Translucent tray allows for easy view of doses remaining.
- ✓ Packaging is certified to US16 CFR 1700.20 and ISO 8317 as child resistant.

Flexible Easy-press Buttons™
make it easy to eject full troches.



Patient Use Instructions



STEP 1:

Open box flap and squeeze side of box where it's marked push. Gently slide inner tray out.



STEP 2:

Place on flat surface and lift cover off troche tray.



STEP 3:

Use Easy-press™ Buttons to eject individual troche lozenge. Dispense troche lozenge dosage as directed by your physician or pharmacist.



STEP 4:

Slide tray into box to activate the CLICK locking mechanism.

Scan for instructions

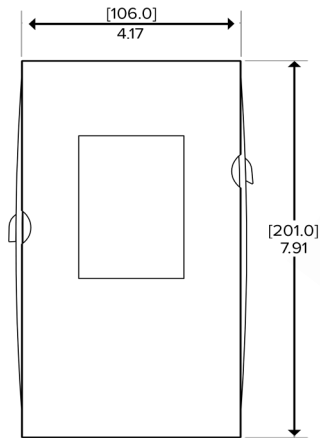




SKU#:
LOT#:
MFG. DATE:

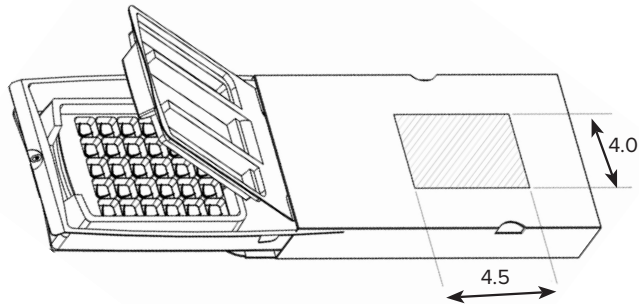
Place label here.

Topi-CLICK® **Troche-CLICK™** **1.0g per Cavity**



Topi-CLICK® Troche-CLICK™	Package Contents:
	5 Child Resistant Troche Molds
	Assemblies:

5 - Trays
5 - Outer boxes
5 - Insert Trays



1	Capacity	30 x 1.0 gram (PEG 1450) Troches	
2	Dosing	1.0 gram PEG 1450 (0.89mL) per cell	
3	Materials	Component	All FDA 21 CFR 177 Compliant
		Tray	Polypropylene
		Insert Tray	PETG
		Box	Chip Board
		UV Inhibitors	Tray Only
4	Storage	General Warehouse	35 - 160 F (2 - 71C)
5	Shelf Life	5 Years	
6	Other & Usage	See Website & Contact info.TopiCLICK@teamtech.com	
7	Label Size	Box	4.5" W x 4.0" H



Topi-CLICK® Troche-CLICK™ Child Resistant Specifications

Topi-CLICK® Troche-CLICK™ : Each cavity calibrated to 1.0 gram with PEG 1450. Scored halves and quarters allow customizable dosing.



DESCRIPTION: Topi-CLICK® Troche-CLICK™ is an innovative way to provide an accurate dose to patients in a troche lozenge. The easy-to-fill Troche-CLICK™ increases pharmacy efficiency and improves the patient experience with medications dispensed directly from the disposable mold design. This design is child resistant.

Packaging is certified to US16 CFR 1700.20 and ISO 8317 as child resistant.

FEATURES:

- Each cavity will contain a 1.0g (PEG 1450) smooth troche lozenge designed for comfortable usage.
- Each cavity provides score lines for easy division of troches into halves or quarters for greater customizability of dosing.
- Each cavity has a textured, easy eject button for quick removal of troches from the tray.
- Large labeling surface on outer box.
- Secondary labeling surface on clam shell.
- Translucent tray allows for easy view of doses remaining.
- CLICK locking mechanism designed to be child resistant.
- Manufactured from heat resistant materials.

TECHNICAL SPECIFICATIONS: Topi-CLICK® Troche-CLICK™

Dispenser Volume: Up to 30 individual 1g (PEG 1450) troche lozenges.

Delivery Volume: 1.0g (PEG 1450) per troche (Each troche can be divided into halves or quarters).

Doses Provided: Device can hold thirty 1.0g (PEG 1450) doses.

- Class 1 Medical Device
- Topi-CLICK's FDA Registration # is 3007142798.
- Materials compliant with FDA CFR 21.177 code, which is the requirement for (<USP 661>).
- Made of FDA grade materials | BPA and Phthalate free | Blocks UV.
- Recycling Code is #5. ♻️ Visit <http://https://topi-click.com/recycling-info> for more information on recycling Topi-CLICK®.

***Volumes are approximate. As required for compounded prescription pharmaceuticals dispensed in volume dispensers, verify the weight to volume conversions thoroughly. One time use only.**